




琉璃瓦屋顶支架 (弯钩型)



本系统由以下零部件组成/This system consists of the following components:



产品说明/DESCRIPTION:

- 安装位置/Installation place: 琉璃瓦屋面/Glazed tile roof
- 斜面支架组件/Module slop: 根据实际需求/According to the practical demand
- 拉拔力/Drawing force: 1000N
- 风力承载能力/Wind load: 40m/s, 32.5kg/m², 13级
- 雪载承受力/Snow load: 70kg/m²
- 支架类型/Module type 框架/Frame
- 材料/Material: 铝型材、不锈钢/Aluminum, stainless steel
- 颜色/Colour: 本色/Natural
- 使用年限/Warranty time: 25 years.

优势/ADVANTAGES:

1. 美观/Good Appearance.
2. 简便易安装/Easy and flexible Installation.
3. 多样化设计/Diversified Application.
4. 重量轻/Light dead-weight.
5. 节省安装材料/The mounting system materials are saved.

工程实例照片



1 第一步/First step

Remove tiles, by tapping screws will hook is fixed on the steel purlin, as shown in figure 1:
移开瓦片, 用自攻螺钉将弯钩固定在檩条上, 如图1所示:




Figure 1 (a)



Figure 1 (b)

2 第二步/Second step

The guide rail is fixed on the hook for inner six angle bolt, as shown in figure 2:
用内六角螺栓将导轨固定在弯钩上, 如图2所示:



Figure 2

3 第三步/Third step

With IP block and edge block the solar component is fixed on the guide rail, as shown in figure 3:
用中压块及边压块将太阳能组件固定在导轨上, 如图3所示:

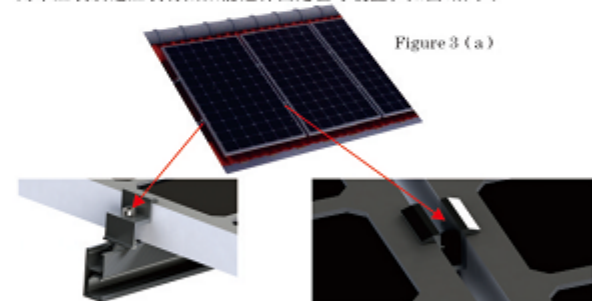


Figure 3 (a)

Figure 3 (b)

Figure 3 (c)

工程实例照片

